

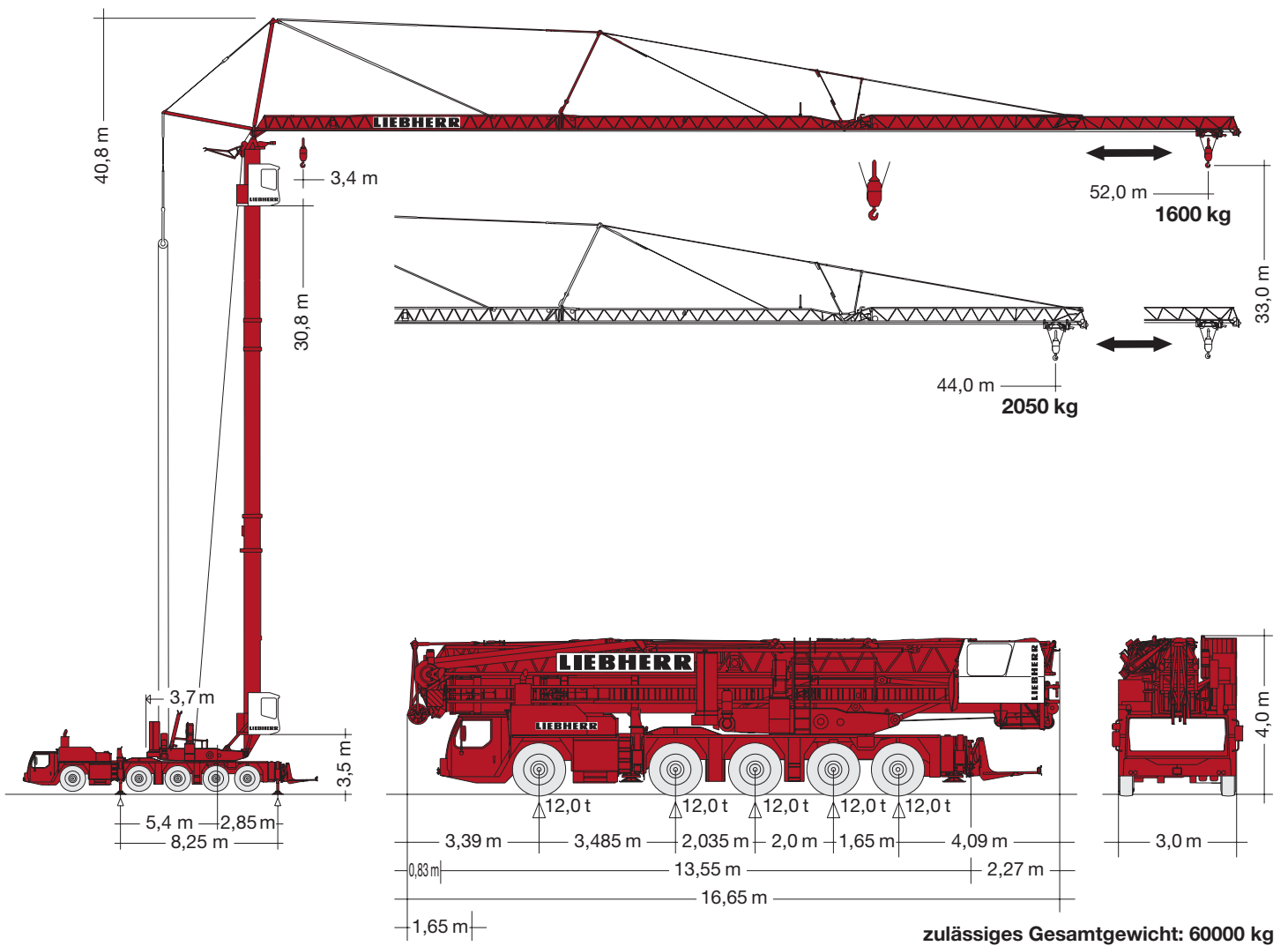
Gebr **M**arkewitsch

Transporte • Kran • Schwergut-Lager • Montage-Logistik




Mobilbaukran MK 100

- Kompakter Transport
- Höhenverstellbare Liftkabine
- Hohe Montagekurve
- Teleskopierbarer Ausleger








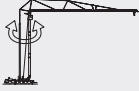
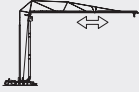
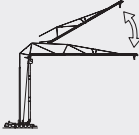
Ausladung und Tragfähigkeit


	m	 m / kg	m / kg																
			14,0	18,0	22,0	26,0	28,0	30,0	32,0	34,0	36,0	38,0	40,0	42,0	44,0	46,0	48,0	50,0	52,0
	52,0	3,4 – 14,00 8000	8000	5930	4670	3830	3500	3220	2980	2760	2570	2400	2250	2120	1990	1880	1780	1690	1600
	44,0	3,4 – 14,50 8000	8000	6150	4830	3950	3610	3320	3060	2840	2650	2470	2320	2180	2050				

Auslegersteilstellung

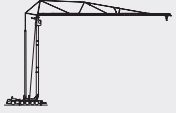
	m	 m / kg	m / kg Auslegersteilstellung 30°																
			14,0	16,0	18,0	20,0	22,0	24,0	26,0	28,0	30,0	32,0	34,0	36,0	38,4	40,0	42,0	44,0	45,3
	52,0	3,4 – 14,00 6000	6000	5230	4630	4140	3730	3390	3100	2850	2640	2450	2280	2130	1970	1870	1760	1660	1600
	44,0	3,4 – 15,00 6000	6000	5540	4900	4390	3960	3600	3300	3030	2810	2610	2430	2270	2100				

Antriebe

	0 ↔ 0,8 U/min	7,5 kW FU
	0 ↔ 73,0 m/min	4,0 kW FU
	0 - 30°	2 min.

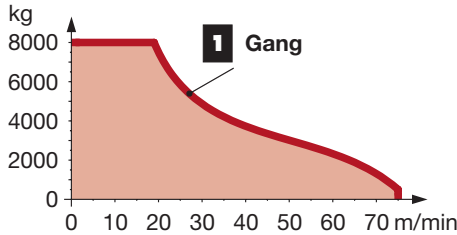


30,0 kW FU
WIW 240 KY 003





↔ **stufenlos** kg m/min


1 8000 0 ↔ 19
500 0 ↔ 75



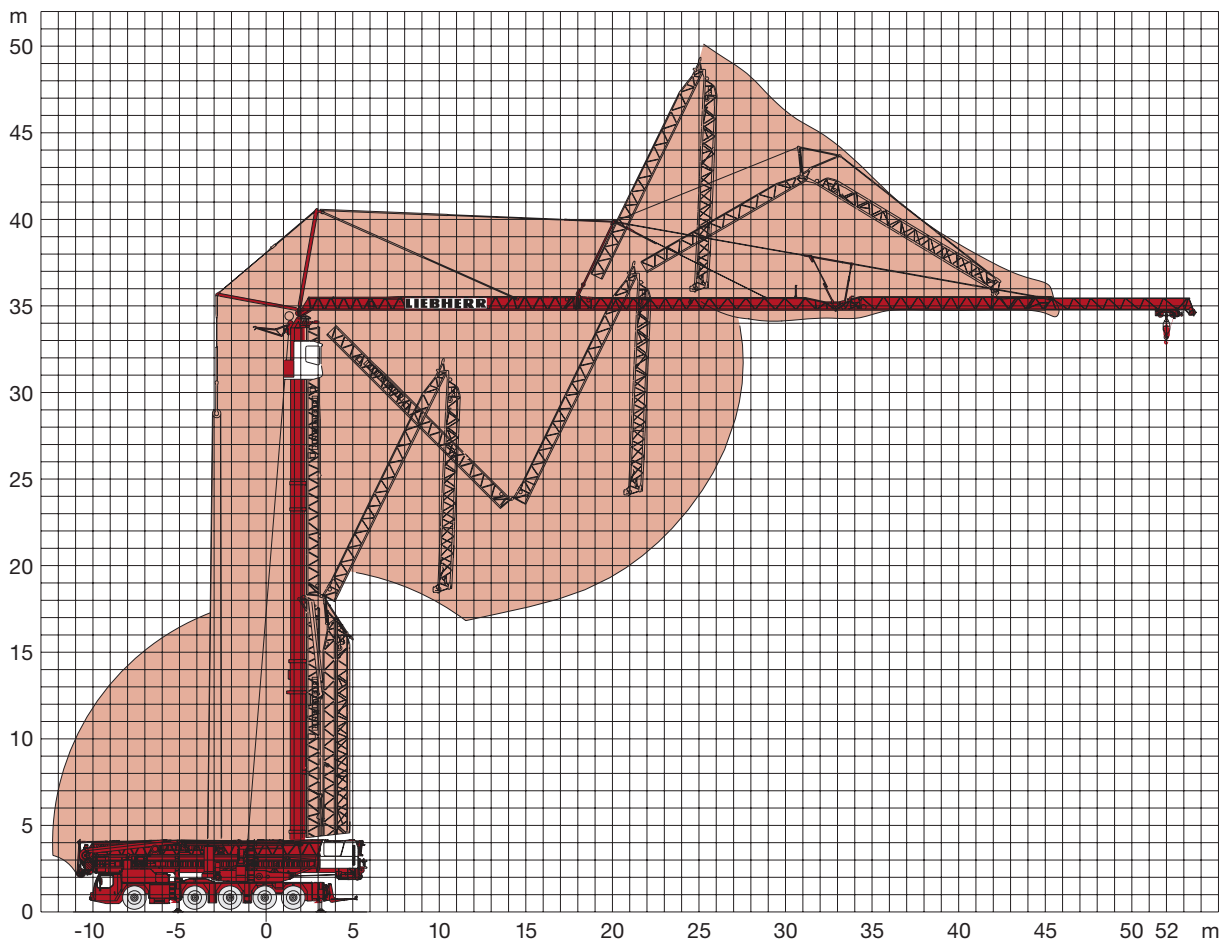
1 Gang

		1	2	3	4	5	6	7	8	9	10	11	12	R1	R2	
		5,2	6,7	8,6	11,1	14,0	18,0	23,7	30,5	39,2	50,4	63,9	75,0	5,6	7,2	54%
		2,3	3,0	3,8	5,0	6,3	8,1	10,6	13,6	17,6	22,5	28,6	36,7	2,5	3,2	> 60%

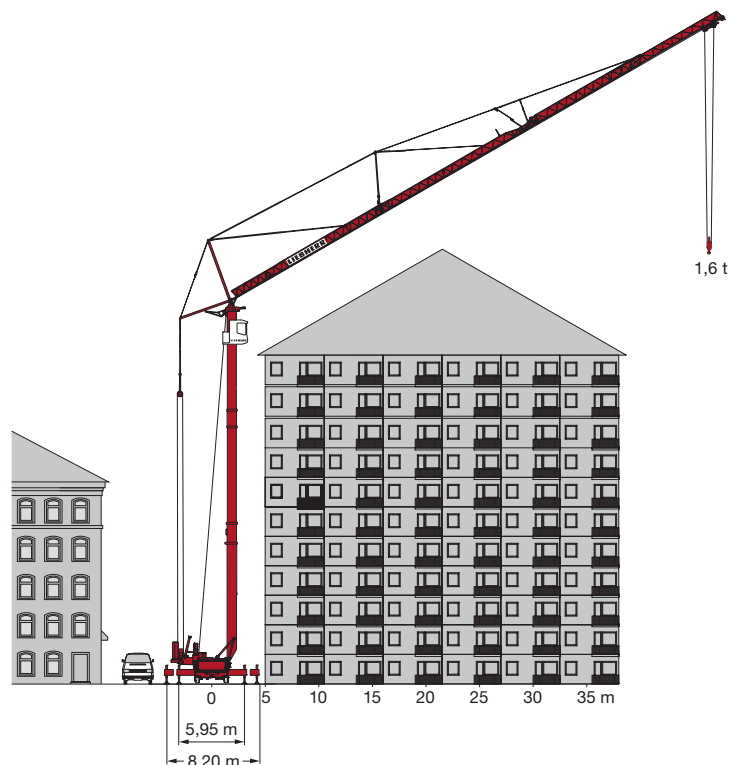
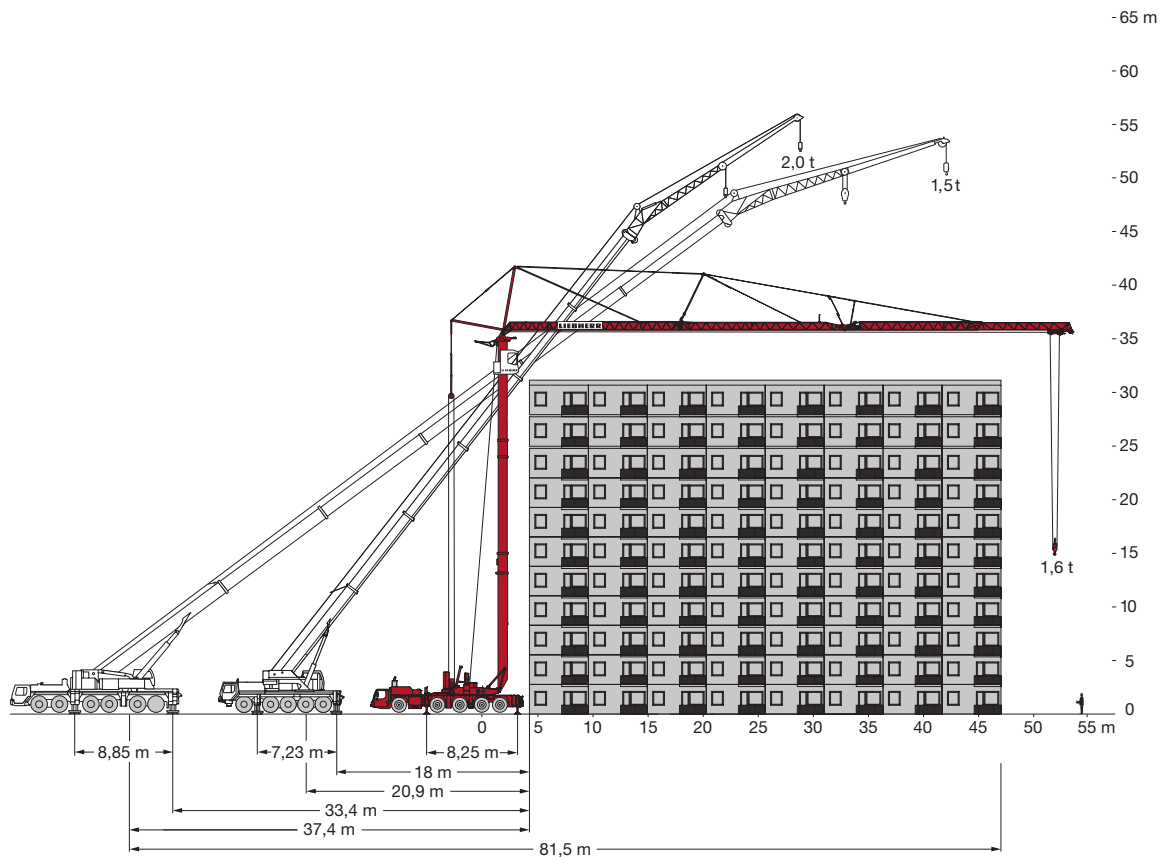
	14.00 R 25	BGL		C.0.08.0100
--	------------	------------	--	-------------

	400 V	Hz	kVA
96,0 m	5 x 16 mm ²	50	43,0

Aufstellvorgang



Der Mobilbaukran MK 100 im Vergleich mit Mobilkränen der 100- und 250-Tonnen-Klasse.



Gebr Markewitsch

Transporte · Kran · Schwergut-Lager · Montage-Logistik

Hauptsitz Nürnberg
Donaustraße 75
90451 Nürnberg

Telefon 0911 96288-0
Telefax 0911 96288-80
info@gebr-markewitsch.de

**Niederlassung
Schweinfurt**

Gutenbergstraße 8
97526 Sennfeld-Schweinfurt
Telefon 09721 6502-0
Telefax 09721 6502-65

**Niederlassung
Würzburg**

Sandäcker 9
97076 Würzburg
Telefon 0931 61977-0
Telefax 0931 61977-21

**Niederlassung
Bamberg**

Mainstraße 10
96052 Bamberg
Telefon 0951 7002-551
Telefax 0951 7002-553